


Grading Rules & Guidelines

for MARES and STALLIONS

Incorporating STUD BOOK Information

*“To Promote the
Coloured Horse and Pony
in all Equestrian Spheres”*

*Revised
August 2009*



Society Patrons: Lady Rowellan · Countess of Clarendon

COVERING CERTIFICATES

It is a condition that stallions which pass their CHAPS Grading undertake to issue CHAPS (UK) Covering Certificates (for dual registered stallions contact CHAPS Administration), and are owned by current up-to-date CHAPS Members. Failure to abide by these Rules will result in their Graded status (and subsequently, any further Covering Certificates) being revoked. Covering Certificates are available to stallion owners/managers from CHAPS Admin and should be used for all mares covered by CHAPS Graded and Licensed/Approved stallions. Further details can be found in the Members' Handbook or by contacting CHAPS Administration.

GRADING FEES

An up-to-date list of all Grading Fees is available upon request from CHAPS (UK) Administration.

GRADING CATEGORY

When entering any grading the stallion owner is responsible for deciding and declaring the Category which is most applicable to their stallion (or mare) – this information MUST be submitted on the Entry Form.

From August 2009 mares may only be graded in the broodmare category.

MARE ONLY GRADINGS

In an attempt to facilitate the future grading of mares, CHAPS have put in place a format specifically designed to cater for an "area-gradings" facility.

If you are able to locate a suitable venue within easy reach of your location, and are able to assure us of a minimum of 6 mares forward for grading, CHAPS will send 2 assessors to evaluate these animals. The cost for this is available upon request from CHAPS Admin. Mare owners must have their animals 2-stage vetted and bring with them to the Grading the original vetting pass from this procedure. Mares must also be DNA tested at such time and the results supplied at the Grading. Vetting and DNA testing must have taken place no more than 3 calendar months prior to the Grading date. Anyone who wishes to arrange such a mare grading should contact the Gradings Officer to discuss the procedure and book the assessors.

This booklet is divided into four separate sections –
SECTION ONE covers the general rules for Gradings and is relevant to all participants.

SECTION TWO is Sporthorse/Pony specific.

SECTION THREE is relevant to all other types of exhibits forward for Grading.

SECTION FOUR is information relevant to “Elite” Graded status.

The information contained within this Booklet is produced to help you through the stages of the Grading procedure – please take the time to familiarise yourself with its contents.

The Grading Day is probably the most important day of your Stallion's life – MAKE IT COUNT.

If you are uncertain about any aspect of the Grading whatsoever, please do not hesitate to contact CHAPS (UK) for clarification.

Grading Contacts:

Brenda Thompson – 01978 661 672

Linzy Dickinson – 0161 406 0084.

RIDDEN ASSESSMENTS

All stallions, 4 years old or over, will be expected to be ridden at their Grading. From October 2007 stallions (4 years old or over) which are not ridden are not permitted to compete in any CHAPS ridden classes until they have passed a ridden assessment at a future grading. See Page 8.

PLEASE NOTE: CHAPS (UK) [herein after referred to as CHAPS], its Graders and Officials will not be responsible for any accident or illness from any cause whatsoever which may occur to any person (whether exhibitor, owner, observer or any person attending in any capacity), or animal; or any loss, injury or damage to any vehicle, article or property for any reason at any Society Grading. It is a Condition of Entry that each exhibitor/handler/owner/producer shall indemnify the Society against any claim(s) and cost(s) arising from such illness, accident, damage or loss. Additionally, CHAPS (UK), its Graders, Vets and Officials are not liable for any loss of value, or potential loss of value, to any animal(s), or any loss, or potential loss, of income, either hypothetical or actual, arising out of the decision of the Graders, Veterinary Surgeons or Officials appointed at any CHAPS (UK) Grading. The signing of the Entry Form by any exhibit's representative (exhibitor, owner, handler or producer) constitutes agreement that they will abide by the above conditions and all rules of CHAPS (UK) Gradings, and that they accept the decisions of any Grader(s), Veterinary Surgeon(s) and Officials as FINAL. Should any representative of an exhibit feel the need to appeal against a decision, letters of complaint will only be considered when accompanied by a fee of £150 and when submitted within 48 hours of the Grading in question. If the complaint is upheld the fee will be refunded. Exhibitors are reminded to read the Grading Rules & Guidelines thoroughly and that by signing the Entry Form they declare all information submitted be correct to the best of their knowledge and belief. Mares and stallions which pass the Grading will be entered into the relevant Stud Book for that exhibit.



SECTION ONE – General information

The information contained within SECTION ONE of this Handbook is relevant to ALL coloured Stallions and Mares taking part.

Subsection A – GUIDELINES and RULES for OWNERS

- 1 The exhibits forward for grading (and where appropriate, progeny, see below), will be expected to be well-behaved – ill-mannered animals will NOT be tolerated. Any behaviour which could put the handler, vet, graders or officials (or any other person) at risk will cause the animal to be disqualified and asked to leave the premises forthwith. No refund of entry fees will be given.
- 2 Animals eligible for Grading will cover the full spectrum of “types” or “categories” as associated with the Coloured Horse and Pony – however, each animal will be assessed on its own individual merits according to its “type/category”. It is the owner’s/exhibitor’s responsibility to ensure the animal is entered for Grading under the correct type/category as this is how the Grading Panel will assess the animal (if it has been entered as a hunter it will be assessed as a hunter and not, for example, a show or sporthorse; likewise if it has been entered as a cob it will be assessed as a cob and not as a native or traditional type etc). Please ensure you have correctly entered your animal as this may affect its grading results!
Exhibits will be graded on, and must pass, their conformation to “type”, and will also be assessed for their chosen “trade”.
- 3 All animals entered for Grading must be CHAPS (UK) Registered and must have the minimum required verifiable pedigree for their type/category as highlighted elsewhere in this booklet. Animals not fulfilling the pedigree requirements may be put forward for Grading if, in the opinion of the CHAPS Grading Committee, they have demonstrated (whether by their own exceptional performance, or that of their progeny, or through attaining a First Premium in Youngstock Evaluations, or by passing a pre-grading stallion inspection), that they are worthy of consideration (apply to CHAPS for more information).
- 4 All exhibits must be owned by CHAPS fully paid-up current members at the time of Grading application. To retain Graded status with this Society, and also continuity of supply of CHAPS Covering Certificates, it is stipulated that the stallion owner’s membership with this Society MUST be maintained on an annual basis due 1st January each year).
- 5 Where an animal has its own parent society stud book, it is required to go through and pass its own society Grading before applying to CHAPS for Grading.
- 6 Animals graded with another recognised society who wish to “cross-over” will be required to come forward to be marked by the Graders; **cross-over will not be automatic**. Animals which have not previously passed a full five-stage vetting will be required to undergo and pass a CHAPS Vetting Inspection.
- 7 Animals Graded abroad – please apply to CHAPS for more information.
- 8 It is a condition of Grading that a minimum of TWO people are present with each exhibit when presented before the Graders. Both the animal and exhibitors should be well prepared for the day ahead and have practised at home for in-hand, loose schooling, loose jumping (where appropriate) and ridden work to its particular type/category and age.
- 9 **All stallions, 4 years old or over, will be expected to be ridden** at their Grading. From October 2007, stallions (4yo+) which are not ridden are not permitted to compete in CHAPS ridden classes until they have passed a ridden assessment at a future Grading.
- 10 All exhibits must initially pass the Vetting Stage before they can be assessed by the Grading Panel. The decision of the Society’s appointed Veterinary Surgeon(s) on the day will be Final. Any horse or pony which does not complete, or fails its vetting stage, will NOT go forward from Grading.
- 11 All animals forward must be sound and be capable of being lunged on both reins.
- 12 From 1st January 1995 it was stated that all colts and stallions must go through the Grading Scheme, and from 1999 be DNA’d.

13 From 01.01.2001 grading is optional as a 3 year old at the discretion of the owner if he/she feels their colt/filly is sufficiently mature. (It should be borne in mind however, that no exhibit may be presented for Grading more than twice. If an exhibit fails on the second attempt it will not be permitted to re-present and the passport will be stamped "FAILED"). Age is taken as at 1st January in the current year. No upper age limit exists for mares or stallions.

14 An animal which passes its Vetting Stage and the Conformation Stage of its Grading, but which does not attain a high enough mark in its "trade" to be granted graded status on their first attempt may be awarded a First Stage Approval [FSA] (at the discretion of the Grading Committee). Such exhibits must return for re-assessment within a two year period of their initial FSA. This two year period is an estimated time and may not cover an exact two calendar years, but should be envisaged to be UP TO two years to the nearest subsequent grading, not more than two years. Therefore if the nearest Grading to the end of that two year period falls short of two years then that is the latest grading at which the stallion may be represented. At this time they must pass their Grading to retain the privileges afforded by Grading.

Where a stallion has been awarded an FSA he will be permitted to offer a maximum of 10 CHAPS Covering Certificates per year in the following two years (as described above) only (to a maximum of 20 certificates), unless he has subsequently been re-presented and passed his grading (when unlimited covering certificates can be issued for that stallion). Animals which fail to return will have this Approved status revoked forthwith. If offspring have been produced on CHAPS Covering Certificates issued by an FSA stallion which fails to re-present within the given timescale from the date of Approval (or which subsequently fails its grading on re-presentation), that offspring will only be granted Stud Book 5 paperwork status (general register). Any outstanding covering certificates issued to that animal will be revoked immediately. All offspring produced in excess of the ten FSA Covering Certificates will only ever be eligible for Stud Book 5 registration status.

15 FSA animals returning for re-assessment may request consideration of their offspring to be taken into account and used in their favour in this re-assessment to back-up their suitability as a breeding animal. Under such circumstances, said progeny must be presented at the re-assessment for grading of that animal, and will be expected to parade in front of the Grading Panel on the day.

16 Advertising of stallions: Graded stallions are permitted to advertise themselves as "CHAPS Graded". FSA stallions are permitted to advertise; however, this MUST be under the banner of "Approved" or "First Stage Approved" ONLY, and must in no way infer they hold full Graded status at this time.

Once graded (or for FSA stallions), whichever type/category the animal was graded (or FSA'd) under is how this Society states it be advertised in the future (this ruling applies not only to the CHAPS Journal [a World of Colour], but also to any other advertising media whatsoever); for example, if a stallion is graded (or FSA'd) as a show horse it must be advertised as a show horse, and not for example as a sporthorse or other type/category. Failure to comply with this rule when advertising WILL revoke the Graded (or FSA'd) status of the animal and all privileges attached to this status. Owners are strongly advised to take note of this rule when considering which grading category to apply for and should make use of the Dual Purpose category where stallions may go on to have a varied career. Such revoking of status will be publicised within the next available issue of the society journal [a World of Colour] and may also be posted on the society website www.chapsuk.com.

Owners of Graded or FSA stallions are encouraged to support the Society through advertising within the pages of its journal, a World of Colour. The first issue each year (which is generally published around mid-late February time) is generally the stud issue but graded or current FSA stallions may advertise in any of the issues during the year. The journal is sent out automatically to all current members of this Society and is the ideal market place to reach a target audience of those wishing to breed from or to coloured animals.

17 FSA animals are permitted to enter all CHAPS Affiliated classes; with the exception of HOYS Qualifiers, provided they have undertaken a ridden assessment; if no ridden assessment has

- taken place the animal will only be permitted to compete in CHAPS Affiliated In-hand sections.
- 18 Any animal which is presented for Grading who is by an ungraded stallion will only be eligible for Stud Book 2 status. The only exception will be on a proven performance record and at the discretion of the Grading Committee.
 - 19 The results of the Grading will be published within the next available issue of the Society journal, a World of Colour.
 - 20 No "prohibited substances" should have been administered to any colt, stallion, filly or mare which could, by their nature, affect the performance or condition of the animal during the grading process. (Please refer to the current CHAPS Members' Handbook for additional information on prohibited substances). Owners/exhibitors of animals found with any such prohibited substance as defined by the Jockey Club will be subject to disciplinary procedures; such animals will be excluded from that Grading.
 - 21 Random Dope Testing (as defined in the current CHAPS Members' Handbook) may be taken at Veterinary or Society discretion. Such samples may only be requested by a Grader, Vet or Grading Officer. Refusal to give such a sample will result in disqualification of the animal involved and the owner will be liable for any costs incurred.
 - 22 No entry will be accepted without the correct fee.
 - 23 If you are in any doubts as to what to do, where to go or what is expected - please ASK.
 - 24 From time to time, amendments may be issued to this Grading Rules and Guidelines Handbook, these will be posted on the CHAPS website whenever relevant (www.chapsuk.com) or printed within the society journal, a World of Colour, and as such will form part of this revised edition of the Rules/Guidelines until such time as a complete new edition is printed.
 - 25 Entry of any exhibits into a CHAPS Grading will be deemed acceptance of all pertaining rules – whether contained within this Handbook or issued at a subsequent date.

Subsection B – PREPARATION and PRESENTATION

- 1 All animals must be presented in a "fit" condition – being over-fat (or underweight) will create a bad impression and may prove detrimental to your animal's movement and conformation assessment/marks.
- 2 All animals must be presented in "show" condition – i.e. According to their type/category (plaited, hogged etc; see page 10 and page 12 respectively).
- 3 All animals should be recently shod or trimmed.
- 4 All animals must lunge properly in a forward-going manner, on both reins. Animals which are unable to lunge properly will fail the Vetting Stage and will not proceed before the Graders. Suggested lunging equipment: bridle, lunge cavesson, lunge line (22ft ro 26ft), lunge whip, brushing boots (optional).
Please note: side reins, chambon, De Gogue, chiffney or stallion harness are NOT permitted; however, the use of a chiffney is permitted for general handling or vetting only but will not be allowed in front of the Graders.
- 5 All animals will be expected to walk and trot-up in a controlled manner. Any animal deemed to be out of control will be asked to retire and there will be NO refund of entry fees under these circumstances.
- 6 The day of the Grading is NOT the time to teach your animal – it should already be familiar with what will be expected. It is advisable to practice at home all aspects of what will be required for the grading procedure – including in-hand work, loose schooling, loose jumping (where required), ridden work etc.

Subsection C – INITIAL IMPRESSIONS

The Exhibit

- 1 Forelegs should have a strong forearm, good knees and straight, free action. There should be no question of the animal being back- or over- at the knee.
- 2 Hind legs should have strong and flat hocks with no evidence of curbs, spavins, etc. Clean flat bone and pasterns not long or upright.

- 3 Feet should not be boxy or flat and not turning in or out. Animals may be presented shod or unshod but their feet must be presented in good condition. It is advisable to have them shod or trimmed within a relatively short space of time prior to the grading to have them looking their best.
- 4 A kind, generous head with a good eye and no evidence of parrot mouth.
- 5 Withers well defined and the neck should be set on well with a good length of rein.
- 6 Please take the time to present your exhibit in a clean, fit condition, and turned out in accordance with its type/category (e.g. Plaited or hogged, plain tack or coloured browband etc) as these will all have an effect on the initial, and overall, impression given to the Grading Panel.
- 7 Please ensure you have with you all correct equipment you will need on the day – for example, lunging equipment etc.
- 8 Each exhibit will be allocated an individual number – this must be worn at all times by the attendant or the exhibit as a bridle number only.

The Handler

- 1 Whilst lunging, BHS rules will apply – hard hat, strong boots (not shoes) and gloves to be worn. Handlers incorrectly dressed will be asked to comply with HSE guidelines before continuing.
- 2 A minimum of two handlers per exhibit is required when in front of the Grading Panel.
- 3 Handlers must present themselves dressed correctly according to the type/category of the exhibit they have forward for the Grading Panel:
 - Sporthorse/ponies – white shirt and white or black trousers, white running shoes.
 - Part-bred Arabs – white shirt and white trousers.
 - All other types – hacking or tweed jacket, smart trousers (not jeans).
 - All handlers of all animals are advised to wear suitable protective headgear to current safety standards.
- 4 The instruction of the Vet, Graders, Officials or Stewards MUST be obeyed at all times.
- 5 Anyone attending the grading with an exhibit must behave in an orderly manner at all times. Anyone behaving disgracefully, disrespectfully, disruptively or in a manner which may be deemed to bring the Society into disrepute will be asked to leave the event immediately and will be subject to the disciplinary procedures of this Society.
- 6 Owners presenting animals for Grading do so accepting the views of the Grading Panel/Committee. The Grading Panel is drawn from members of the equine community with a broad span of experience and CHAPS would wish to endorse those views/opinions and urge stallion and mare owners to act in accordance with the views of the Grading Panel/Committee.
- 7 Owners wishing to challenge or dispute the Graders' decision(s) MUST follow the appeals procedure as stated on Page 1 of this booklet.

The Procedure

- 1 Vetting and Grading times will have been allocated pre-event date – either by post, email or phone. Please contact either of the Grading Contacts shown on Page 1 of this Handbook if you are not in receipt of your time(s) two days prior to the grading date. Please allow yourself plenty of time for arrival and preparation before your allocated times. It will do neither yourself nor your exhibit any favours if you are late or flustered. Missed time slots cannot be guaranteed to be substituted for a later time.
- 2 Every animal presented for vetting must be accompanied by its passport at the time of vetting. Please present the passport to the vet or a steward when bringing your animal forward; without this the vetting will not be able to go ahead. The passport will be given back to you when it has been checked by the vet.
- 3 Please collect your exhibitor number on arrival at the venue. This should be worn by the main handler when presenting the exhibit to the vet and to the grading panel. Additionally the exhibit may wear a bridle number, but note that these are not provided.

- 4 It is anticipated that all results should be available for collection on the day of the Grading from the Chief Steward; however, where any unforeseen circumstances occur, this may not always be possible, and in which case all results will be forwarded to entrants within the following week. No discussions will be entered into in any public areas whatsoever with regards to any of the results.
- 5 Wherever possible it is preferred that exhibits have an attendant present during their stay at the grading – failing this, please leave a mobile contact number on your box/stable should the need arise to contact you during the day. No exhibits are permitted to be stabled overnight in horseboxes or trailers for HSE reasons.
- 6 Please take the time to locate the vetting box(es) prior to your allocated time and make yourself familiar with the area designated for assessment by the Grading Panel.
- 7 Animals will be vetted as close to their allotted times as possible; and will only proceed before the Grading Panel if they pass their vetting.
- 8 Runners may be around the venue calling exhibits to designated areas at their allotted times – please be aware that animals may be called before the Grading Panel up to half an hour before their allocated times should space become available due to other animals failing their vetting or grading assessments – remember it is YOUR RESPONSIBILITY to ensure you are where you should be when you should be and if called early you are available at that time. Exhibits running out of order will hold the day up and timing is usually critical as there are generally a good number of exhibits to assess in the given timescale.
- 9 The Grading is divided into 3, 4 or 5 stages, depending on your exhibit type/category, as follows:
 - Stage One** – The Vetting (to include temperament assessment).
 - Stage Two** – Conformation and Movement Assessment In-hand (by the Graders).
 - Stage Three** – Loose Assessment, to include jumping assessment where applicable.
 - Stage Four** – Ridden Assessment, for stallion 4 years old or over.
 - Stage Five** – BSJA Jumping Assessment (ridden, optional for BSJA stallions only).
- 10 Results will be notified by post within 10 working days and for graded or first stage approved exhibits the passport must then be forwarded to CHAPS Admin for updating. A temporary passport replacement card may be issued where necessary to comply with passport regulations.

Stage One – VETTING and TEMPERAMENT

Your Exhibit will be initially assessed by the Veterinary Surgeon presiding on the day. All animals will be assessed for soundness and lack of congenital disease. Animals will be lunged on both reins in trot and canter to establish that their lungs and heart are functioning properly. The animal will also undergo tests to verify its soundness. This is an external examination only.

Any problems which arise during the vetting which require referral to a specialist will be sought at a Centre of Excellence agreed by CHAPS' Veterinary Surgeon and the owner. All fees are to be met by the owner.

DNA profiling is the modern way of identification, enabling a permanent record to be kept of an unalterable characteristic of the horse or pony. A DNA profile is extracted from a non-invasive sample of the animal (e.g. Mane or tail hair), which will be done on completion of a "passed" veterinary inspection.

Temperament will be assessed throughout the vetting. Any animal showing unreasonable behaviour may be asked to retire and the vetting will be discontinued.

Animals which fail the veterinary inspection (or do not complete the procedure) will proceed no further with the Grading on this occasion.

The object of the examination is to exclude stallion or mares from passing on undesirable traits. Allowances may be made for any obvious or provable injury (a copy of any relevant veterinary report must be submitted).

Random dope testing samples (as described earlier) may be taken at CHAPS' discretion and expense; however, if an animal fails the test, the owner will be liable for all costs incurred.

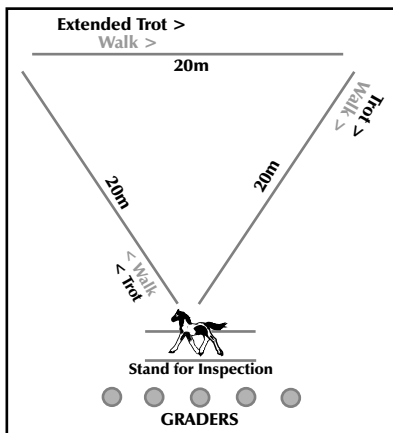
Following the Vetting you will be permitted to return your exhibit to either your horsebox/trailer or stable if you have pre-booked one.

Stage Two – CONFORMATION, MOVEMENT and TYPE/CATEGORY ASSESSMENT

The next stage of the day, for all those passing the Vet, is to be assessed by the panel of Graders. This will consist of (usually 5) well-respected and knowledgeable people who have a wealth of equestrian experience behind them. Please respect their views and be courteous to them at all times.

The animals will undergo a Conformation, Movement and Type/Category assessment. The Graders are permitted to be “hands-on” with any exhibit as they see fit. At the Graders’ request, a Traditional, Vanner or Native type exhibit may be requested to have its tail plaited during Stage Two to allow a better view of the hind limbs during assessment. Please ensure you have suitable bands with you should this request be made.

The animal will enter the grading arena in-hand and present themselves in front of the Graders, at the top end of the triangle (see diagram), for initial inspection. Only when all Graders have completed their assessment will the animal be asked to move off.



The handler must walk the exhibit around all three sides of the triangle. As they return to the top end of the triangle they should proceed to working trot down the near side, show some strides of extended trot along the top side and return to working trot down the far side of the triangle (if necessary, it is permitted to halt or walk the animal at each corner to change direction). As you approach the top of the triangle you will either be asked to trot a second lap of the triangle or permitted to stand in front of the Graders or Stewards.

Animals will be expected to be well mannered and able to show themselves off to their best advantage; from this point of view, and for your own benefit, it is strongly recommended that you practise this at home before attending the Grading.

Stage Three – LOOSE ASSESSMENT

All animals will then be free schooled in the arena. This is to assess their natural paces and presence. You will be permitted to enter the arena with your exhibit in order to keep them moving and show them off on both reins (again it is a good idea to have practised this at home to ensure your exhibit is controlled and shows sufficient strides of walk, trot and canter without purely cantering/galloping about). At the conclusion of the free schooling the animal will either be caught up, the graders saluted and the arena left at walk; or will proceed to the loose jumping phase.

Sporhorses, Dual Purpose and Sport Ponies will then be required to loose jump down the jumping lane. Loose jumping will take place on the LEFT rein only. There will be two fences (an upright and a spread) placed at related distances (two strides) apart.

All jumps down the jumping lane may be set/alterd by the owner/exhibitor to suit their animal – they may request the help of the jump lane steward(s), but the responsibility lies with themselves to ensure the jump distances/heights are suitable for their exhibit.

One practice attempt will be allowed down the lane followed by a maximum of three further attempts. Three consecutive refusals will mean the animal will have no jumping assessment score allocated. Please indicate on your entry form “dressage” or “jumping” assessment.

A minimum of two people must be present for this section, one to send the animal down the jumping lane and one to catch it up again at the far end and return it to the caged area to re-

enter the jumping lane. Upon completion of the loose jumping stage the animal should be halted, the graders saluted and the arena left at walk.

Stage Four – CHAPS GRADING RIDDEN ASSESSMENTS

Ridden assessments apply to stallions only. These are voluntary and are intended primarily for those exhibitors who wish to compete under saddle at CHAPS events and in CHAPS affiliated show classes.

In order to complete a ridden assessment a stallion must first have participated in the full grading process (either on the day of the ridden assessment or at a previous grading). On the day of the grading exhibitors of stallions eligible for ridden assessment will be notified by the Chief Steward that they may come forward for assessment. Ridden assessment may be performed at a future grading event if the exhibitor so wishes, but the animal will not be able to compete under saddle until such assessment has been satisfactorily completed.

Ridden assessments will normally be performed in a small group either at the end of the day, or mid-way through the day depending on the number of exhibits to be assessed. Exhibitors should therefore be prepared to stay for the full day if required. Adequate notice will be given to allow for preparation and warming up, but the onus is on the exhibitor to check the notice board or with the Chief Steward to find out whether his/her animal is required and at what time.

Format

Exhibitors will enter a marked area at walk in groups of up to five animals at a time. This area may be an indoor arena, an outdoor arena or a roped grass ring, depending on the venue, and animals should be prepared accordingly and have experience of being ridden in all these potential situations.

The group will perform together in walk, trot and canter on both reins and some extended strides may be required at the discretion of the graders. The group will then line up at one side of the designated area and each exhibit will perform an individual display lasting no more than four minutes and including as a minimum: halt, immobility, walk, trot and canter on both reins and some extended canter strides. Other movements may be included where exhibitors wish to show-case their animal to spectators and mare owners, but no extra credit will be given in the assessment.

Account will be taken of:

- Manners and way of going in the group
- Execution of the individual display
- Manners while lined up alongside other exhibits.

Any exhibit that is deemed to present a danger or risk in any way whatsoever will be asked to withdraw from the assessment and the ridden assessment will on this occasion be declared failed.

When all exhibits have performed an individual display the group will be dismissed and will leave the ring at walk in an orderly fashion.

Stage Five – BSJA ASSESSMENT

From 01.01.2005, animals wishing to include a BSJA Assessment will have to perform a ridden jumping display (if 5 years old or over) to comply with current (as designated at the time of grading) BSJA guidelines. Details from BSJA upon receipt of an SAE. ***Please state on your entry form if you wish your exhibit to perform a BSJA Assessment.***

MARES

ALL mares will be assessed as "broodmares". If a mare has a proven competition or showing record, or has bred any performance progeny, please forward a full CV detailing such information to the grading committee for appraisal to allow relevant status to be added to graded status.



SECTION TWO – Sport Horse/Pony Section

The information contained within SECTION TWO of this Handbook is relevant only to Sports Horses/Ponies.

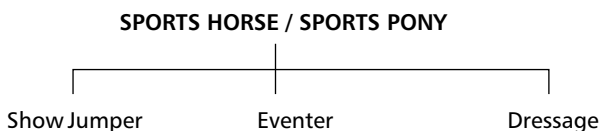
Sport Horses/Ponies MUST be presented for grading by handlers wearing white (or black) trousers, white shirt or “stud” shirt and appropriate white footwear.

DEFINITION of TYPE

SPORTS HORSE/PONY – Ideally, these animals should possess Thoroughbred or Warmblood bloodlines in their breeding and must have the ability to compete in an Olympic discipline (show jumping, eventing, dressage).

Sports Horses and Ponies **MUST** have a minimum 3-generation verifiable pedigree to be assessed under this heading.

Exhibits Grading in this type/category will be entered into the appropriate Stud Book as set out in these Guidelines.



1 **Show Jumper**

Exhibits entering in this section are not expected to have the same level of conformation as that required for a Show Horse; or its gaits be that of a Dressage Horse, but must have well-coupled, powerful hind quarters, a good canter and must exhibit a good approach, take off and landing technique and bascule over the fence, good manners and good temperament. To be presented with a plaited mane and pulled or natural tail.

2 **Dressage**

Exhibits entering this section are not required to jump. The horse should be supple and expressive in its movements from its hind quarters, back and shoulder. It should have a good, trainable attitude and temperament and good manners, good conformation (but not necessarily that expected of a Show Horse). To be presented with a plaited mane and pulled or natural tail.

3 **Eventing**

Exhibits entering this section will be required to jump. The horse should have good basic technique on the approach, over and from the fence and have good natural ground-covering gaits. These animals should have a more athletic outline and natural suppleness, good manners and temperament. To be presented with plaited mane and a pulled or natural tail.

Any “entire” sports horse/pony which has not presented for grading by its fourth year will have its paperwork revoked and must either be gelded or will be moved into the Dual Purpose Stud Book and will only be permitted to present for any future grading under such category. If they then Grade they may be permitted to cross over if inspected and passed by the Graders.

N.B. Please state on entry form, Showjumping, Dressage or Eventing under the type if entering as a Sports Horse or Pony.

SAMPLE SCORE SHEETS

For Sports Horse/Pony exhibits – STALLIONS

Two sheets will be used per animal - one for Conformation and one for type/category

CONFORMATION		Horse:	
Grader	Date	Type	
Feet	Shape, Size, Angle, Proportion	10	
Foreleg, Knee, Forearm		10	
Head, Neck, Shoulder		10	
Body, Barrel, Hind Quarters		10	
Hind Leg, Gaskin, Hock, Cannon		10	
IN-HAND	Fore legs in walk	10	
IN-HAND	Hind legs in walk	10	
IN-HAND	Fore legs in trot	10	
IN-HAND	Hind legs in trot	10	
Correctness of Type		10	
Note: Use full range of marks inc 1/4, 1/2 and 3/4 marks			
Grader's Sig:		TOTAL	
Steward's Sig:			

SHOW JUMPER Assessment		Horse:	
Grader	Date	Horse:	
Basic Gaits – Walk		10	
Basic Gaits – Trot		10	
Basic Gaits – Canter		10	
Approach & Take Off		10	
Use of Foreleg		10	
Use of Back		10	
Use of Hind Quarters		10	
Landing and Move-Off		10	
Masculinity		10	
Overall Impression, Suitability		10	
Note: Use full range of marks inc 1/4, 1/2 and 3/4 marks			
Grader's Sig:		TOTAL	
Steward's Sig:			

EVENTER Assessment		Horse:	
Grader	Date	Horse:	
Basic Gaits in Walk		10	
Basic Gaits in Trot		10	
Basic Gaits in Canter		10	
Gaits – Ground-Covering		10	
Approach & Take Off		10	
Style & Technique Over Fence		10	
Landing and Move-Off		10	
Masculinity		10	
Temperament and Manners		10	
Overall Impression, Suitability		10	
Note: Use full range of marks inc 1/4, 1/2 and 3/4 marks			
Grader's Sig:		TOTAL	
Steward's Sig:			

DRESSAGE Assessment		Horse:	
Grader	Date	Horse:	
Walk , active good length of stride		10	
Trot , use of hind leg and shoulder		10	
Canter , powerful uphill collect/ extend timing		10	
Natural Self-Carriage		10	
Suppleness , agility through neck, back and hind quarter		10	
Use of Shoulder , good open shoulder		10	
Use of Back		10	
Use of Hind Quarters , powerful stepping through coming through ability to collect		10	
Masculinity		10	
Overall Impression, Suitability		10	
Note: Use full range of marks inc 1/4, 1/2 and 3/4 marks			
Grader's Sig:		TOTAL	
Steward's Sig:			

SAMPLE SCORE SHEETS

For ALL TYPES of MARE

Two sheets will be used per animal - one for Conformation and one for Broodmare Assessment

CONFORMATION		Horse:	
Grader	Date	Type	
Feet	Shape, Size, Angle, Proportion	10	
Foreleg, Knee, Forearm		10	
Head, Neck, Shoulder		10	
Body, Barrel, Hind Quarters		10	
Hind Leg, Gaskin, Hock, Cannon		10	
IN-HAND	Fore legs in walk	10	
IN-HAND	Hind legs in walk	10	
IN-HAND	Fore legs in trot	10	
IN-HAND	Hind legs in trot	10	
Correctness of Type		10	
Note: Use full range of marks inc 1/4, 1/2 and 3/4 marks			
Grader's Sig:		TOTAL	
Steward's Sig:			

BROODMARE Assessment			
Grader	Date	Horse:	
Loose basic gaits in walk		10	
Loose basic gaits in trot		10	
Femininity		10	
Trueness to Type		10	
Temperament		10	
Overall Impression		10	
Overall suitability as a Broodmare		20	
Note: Use full range of marks inc 1/4, 1/2 and 3/4 marks			
Has a performance/show record, or information regarding progeny performance been submitted?		YES	<input type="checkbox"/>
		NO	<input type="checkbox"/>
If yes, marks/status awarded		20	
Grader's Sig:		TOTAL	
Steward's Sig:			

MARES

ALL mares will be assessed as "broodmares". If a mare has a proven competition or showing record, or has bred any performance progeny, please forward a full CV detailing such information to the grading committee for appraisal to allow relevant status to be added to graded status.



SECTION THREE – All Other Types

The information contained within SECTION THREE of this Handbook is relevant to ALL types EXCLUDING Sports Horses/Ponies.

Exhibits must be presented for grading by handlers wearing hacking/tweed jacket, shirt and ties, smart trousers (not jeans) and suitable footwear (not shoes). All handlers of all animals are advised to wear suitable protective headgear to current safety standards.

DEFINITION of TYPES

- 1 **SHOW HORSE – Show Hunter Horse** – Light and middleweight types exceeding 15.0hh (153cms). Must possess quality, a good length of rein, and a good action. Manes to be plaited and tails to be pulled or plaited. **Hack – Small Hack** exceeding 148cms, but not exceeding 154cms; **Large Hack** exceeding 154cms but not exceeding 160cms. Hacks are usually small Thoroughbred types with some Arab blood. Quality, elegance, smooth and graceful movement coupled with a true pointing of the toe. **Riding Horse** – lightweight types, usually $\frac{3}{4}$ TB. **Small Riding Horse** exceeding 14.2hh (148cms) but not exceeding 15.2hh (158cms); **Large Riding Horse** exceeding 15.2hh (158cms). Riding Horses should have quality, substance and good action. Manes to be plaited and tails to be pulled or plaited. Clean-legged.
- 2 **SHOW PONY or SHOW HUNTER PONY – Show Ponies** should be a quality pony with a smooth and graceful movement and a true pointing of the toe; not to exceed 1.2hh (148cms). **Show Hunter Ponies** should be a quality pony with substance and movement; exhibits not to exceed 15.0hh (153cms). Manes to be plaited and tails to be pulled or plaited.
- 3 **SHOW COB** – A short-legged animal exceeding 14.2hh (148cms) but not exceeding 15.1hh (154cms). The cob should have substance, bone and be able to carry substantial weight. To be shown with a hogged mane and a pulled and banged tail and clean legs.
- 4 **TRADITIONAL** – A short-legged animal, open height. The cob should have substance, bone and be able to carry substantial weight. A true Traditional type should be shown natural with full mane and tail and feathered legs. Should not be shown with a plaited mane.
- 5 **NATIVE TYPE** – To be shown as naturally as possible. A Native (e.g. Part-bred Welsh Section A, D etc) will usually have more quality of coat, less coarse hair, and less feathering than a true Traditional type.
- 6 **VANNER** – Usually considered the traditional type of a Tradesman's horse of pre-motor days. Of mixed breeding, active and capable of a good trot. Frequently have upright shoulders; may exceed 16.0hh (163cms). Can be shown traditionally with full manes, tails and feather OR pulled tails and hogged manes.
- 7 **TROTTER** – No height restriction.
- 8 **AMERICAN BREED or TYPE** – Type and breeds to include Part-bred Quarterhorse, Morgan, Saddlebreds and American Show Horses. To be shown in natural state as per respective breed standards. Registered with the appropriate breed society. No height restriction.
- 9 **PART-BRED ARAB** – Must have a minimum of 12½% Arab blood. There are no height restrictions for this category. To be shown to type. To be shown to type. It must, however, be noted that an animal carrying only 12.5% Arab bloodlines cannot, on its own, afford the progeny the right to Arab Horse Society registration.
- 10 **SHETLANDS (Pure-bred)** To be shown in natural state.
- 11 **MINIATURE** Exhibits not to exceed 34" in height.

GRADING CATEGORISATION

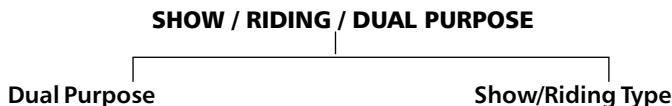
Exhibits coming forward for Grading within this section must firstly categorise into either Non-Native Types or Native/Cob/Traditional Types. Within these two type categories they must then select the relevant "Grading Path" suitable for their horse or pony. The Category and subsequent Path they choose to Grade their exhibit down will determine what they requirements they must fulfil in order to Grade successfully.

Minimum verifiable pedigree requirements, as laid out in this section, should be met by all exhibits before they are permitted to present for Grading.

If a stallion applies to the Society with no parentage but an excellent record in the competition field then an acceptance may be given by the designated Grading Committee to present for Grading and if the animal passes a grading will be inserted into the Dual Purpose section. Animals without the required pedigree may also attain acceptance to present for grading by gaining a First Premium in the Youngstock Evaluations.

If a Dual Purpose stallion or mare reaches a designated standard in a specific field or sport then, at the discretion of the designated Grading Panel/Committee, the horse can be transferred to the relevant section.

NON-NATIVE TYPE HORSES and PONIES



Dual Purpose

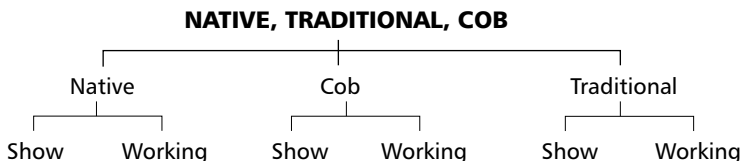
Exhibits entering this section will be required to jump and must have good basic jumping technique. Animals should be bold and free-moving with good basic gaits, and have sound conformation. These horses should show a good attitude, a willingness to work, with manners and kind temperament. These animals should be a good all round general purpose performer, and show a natural aptitude for all disciplines. To be presented with a plaited mane and puller or natural plaited tail.

Show/Riding

If entering this section, the owner **MUST** declare on the entry form the "type" of horse (e/g/ hunter, hack, riding horse, show pony, show hunter pony etc). The horse must be "true to type", have correct conformation, movement, size and stature for that type; have a good length of rein, good clean limbs, be mannerly and possess a good temperament. To be presented with a plaited mane and pulled tail.

Pedigree Requirements: Show, Riding or Dual-Purpose – both horses and ponies must have full 1-generation verified pedigree for 2006; by 2008 they should have a full 2-generation verified pedigree. They will be entered into the appropriate Stud Book as set out in the Guidelines. "Type" definitions for these animals can be found elsewhere in this booklet.

NATIVE, COB and TRADITIONAL TYPE HORSES and PONIES



Presentation and expectation for all Native, Cob and Traditional “types” are as per details found in “Definitions of Types”. However, if the vet finds any conformation issue which is not a failure but is hidden by hair or feather, then the Grading Panel will be made aware of this issue.

Show or Working Native, Cobs and Traditionals

From 01.01.2008 all entrants in the Native, Cob, traditional categories will require a one-generation verifiable pedigree to present for Grading; by 2010 this requirement will be a 1-2 generation verifiable pedigree. DNA profiling, at the owner’s expense, can be used to prove pedigree.

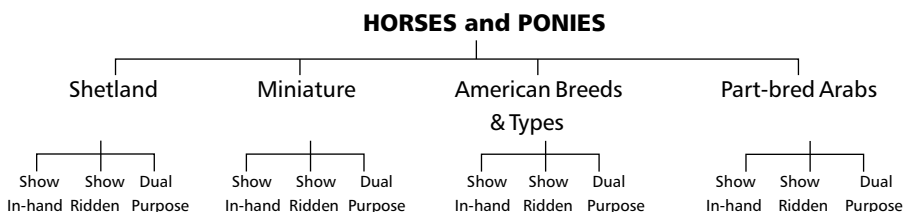
Animals in the “show” category are those competing within the show ring in ridden and in-hand showing classes. They do not have to be broken to drive.

“Working” animals, e.g. Those broken to drive or general purpose suitable to compete all Riding Club activities.

“Working” animals are those designated for driving/working purposes and ideally should have a small head and not be thick through the jawline, they should have a deep angular shoulder with good straight limbs but can be slightly out behind. They should have strong, deep pastern/joints with powerful hindquarters. They are not expected to possess as much movement/action as their “show” counterpart cob types.

Animals being graded under the “working” category will be required to demonstrate their ability long-reining.

SPECIFIC TYPES with a PARENT BREED SOCIETY



Animals with their own Breed Society (e.g. Shetland, Miniature, American Breeds or Types, Part-bred Arabs) MUST go through and pass their own Breed-Approval Procedure/Licensing BEFORE being presented for the CHAPS(UK) Grading. They will then have to be assessed by the CHAPS (UK) Grading Panel for Full Approval. Animals whose own breed Approval does not include a five-stage vetting will have to undergo and pass a CHAPS (UK) Veterinary inspection. Exhibits which are successful at the CHAPS grading will be listed as Cross-over Graded status.

SAMPLE SCORE SHEETS

For All Other Types (excluding Sports Horses/Ponies) – STALLIONS

Two sheets will be used per animal - one for Conformation and one for type/category

CONFORMATION		Horse:	
Grader	Date	Type	
Feet	Shape, Size, Angle, Proportion	10	
Foreleg, Knee, Forearm		10	
Head, Neck, Shoulder		10	
Body, Barrel, Hind Quarters		10	
Hind Leg, Gaskin, Hock, Cannon		10	
IN-HAND	Fore legs in walk	10	
IN-HAND	Hind legs in walk	10	
IN-HAND	Fore legs in trot	10	
IN-HAND	Hind legs in trot	10	
Correctness of Type		10	
Note: Use full range of marks inc 1/4, 1/2 and 3/4 marks			
Grader's Sig:		TOTAL	
Steward's Sig:			

DUAL PURPOSE Assessment		Horse:	
Grader	Date	Horse:	
Basic Gaits – Walk		10	
Basic Gaits – Trot		10	
Basic Gaits – Canter		10	
Approach & Take Off		10	
Style & Technique Over a Fence		10	
Landing and Move-Off		10	
Masculinity		10	
Temperament and Manners		10	
Overall Impression		10	
Suitability as a stallion		10	
Note: Use full range of marks inc 1/4, 1/2 and 3/4 marks			
Grader's Sig:		TOTAL	
Steward's Sig:			

SHOWING Assessment

Grader	Date	Horse:	
Action True to Type in Walk		10	
Action True to Type in Trot		10	
Action True to Type in Canter		10	
Natural Self-Carriage		10	
Masculinity		10	
Manners and Temperament		10	
Overall Impression		10	
Suitability as a stallion		10	
Star Quality		20	
Note: Use full range of marks inc 1/4, 1/2 and 3/4 marks			
Grader's Sig:		TOTAL	
Steward's Sig:			

WORKING Assessment

Grader	Date	Horse:	
Action True to Type in Walk		10	
Action True to Type in Trot		10	
Masculinity		10	
Long-reining Assessment		10	
Natural ability for designated task		10	
Manners and Temperament		10	
Work ethic into the collar		10	
Use of hocks/hindquarters for driving application		10	
Overall Impression		10	
Suitability as a stallion		10	
Note: Use full range of marks inc 1/4, 1/2 and 3/4 marks			
Grader's Sig:		TOTAL	
Steward's Sig:			

SAMPLE SCORE SHEETS

For ALL TYPES of MARE

Two sheets will be used per animal - one for Conformation and one for Broodmare Assessment

CONFORMATION		Horse:	
Grader	Date	Type	
Feet	Shape, Size, Angle, Proportion		10
Foreleg, Knee, Forearm			10
Head, Neck, Shoulder			10
Body, Barrel, Hind Quarters			10
Hind Leg, Gaskin, Hock, Cannon			10
IN-HAND	Fore legs in walk		10
IN-HAND	Hind legs in walk		10
IN-HAND	Fore legs in trot		10
IN-HAND	Hind legs in trot		10
Correctness of Type			10
Note: Use full range of marks inc 1/4, 1/2 and 3/4 marks			
Grader's Sig:		TOTAL	
Steward's Sig:			

BROODMARE Assessment			
Grader	Date	Horse:	
Loose basic gaits in walk		10	
Loose basic gaits in trot		10	
Femininity		10	
Trueness to Type		10	
Temperament		10	
Overall Impression		10	
Overall suitability as a Broodmare		20	
Note: Use full range of marks inc 1/4, 1/2 and 3/4 marks			
Has a performance/show record, or information regarding progeny performance been submitted?		YES	<input type="checkbox"/>
		NO	<input type="checkbox"/>
If yes, marks/status awarded		20	
Grader's Sig:		TOTAL	
Steward's Sig:			

MARES

ALL mares will be assessed as "broodmares". If a mare has a proven competition or showing record, or has bred any performance progeny, please forward a full CV detailing such information to the grading committee for appraisal to allow relevant status to be added to graded status.

STUD BOOK for STALLIONS and COLTS

STUD BOOK 1 (Pink Papers)

For graded stallions with 3 or more generations of verified parentage and whose sire is graded by an recognised society. The only exception to this is if a stallion with less than the categorised breeding reaches elite status but the decision lies with the grading committee.

STUD BOOK 2 (Blue Papers)

For graded stallions with less than 3 generations of verified parentage, sired by a stallion, graded with a recognised society.

STUD BOOK 3 (Yellow Papers)

For colts and stallions given First Stage Approval Licence under limitations in grading booklet. ANY HORSE ENTERED INTO THIS STUD BOOK WILL BE GIVEN A MAXIMUM OF 10 COVERING CERTIFICATES PER YEAR FOR A MAXIMUM OF 2 YEARS; NO FURTHER COVERING CERTIFICATES WILL BE ALLOWED UNTIL THE STALLION HAS PASSED ITS CHAPS (UK) GRADING.

STUD BOOK 4 (Green Papers)

For 1, 2 or 3 year old Colts who have been evaluated and achieved a Premium but not yet graded, sired by a stallion graded with a recognised society. THESE COLTS WILL BE UPGRADED TO STUD BOOK 1, 2 or 3 DEPENDING ON PARENTAGE. NO COVERING CERTIFICATES WILL BE ISSUED TO HORSES IN THIS STUD BOOK. AT 4 YEARS OF AGE, ANY HORSE IN THIS STUDBOOK WILL BE REQUIRED TO BE PRESENTED FOR GRADING TO GAIN ENTRY INTO STUDBOOK 1, 2 or 3 IF NOT PRESENTED IT WILL HAVE IT'S STUDBOOK STATUS REVOKED AND BE MOVED INTO STUD BOOK 5.

STUD BOOK 5 – Documented Identity (White Papers)

For stallions and colts ungraded, or by an ungraded stallion, but holding a CHAPS passport for identification/registration. Also for stock by ungraded stallions with DNA Parentage verification.

STUD BOOK for MARES and FILLIES

STUD BOOK 1 (Pink Papers)

For mares which are graded with 3 or more generations of verified parentage and sired by a graded stallion FROM A RECOGNISED SOCIETY.

STUD BOOK 2 (Blue Papers)

For mares who are graded with less than 3 generations of verified parentage but by a stallion graded with a recognised studbook.

STUD BOOK 3 (Yellow Papers)

For graded mares who have no verified pedigree.

STUD BOOK 4 (Green Papers)

For fillies and mares by a stallion graded with a recognised studbook. THESE FILLIES/MARES WILL BE UPGRADED TO STUD BOOK 1 or 2 WHEN PASSING A GRADING, DEPENDING ON PARENTAGE.

STUD BOOK 5 – Documented Identity (White Papers)

For fillies and mares ungraded, or by an ungraded stallion, but holding a CHAPS passport for identification/registration. Also for stock by ungraded stallions with DNA Parentage verification.



SECTION FOUR – Elite Graded Status

The information contained within SECTION FOUR of this Handbook is relevant to all CHAPS Graded stallions wishing to attain "Elite" Graded status.

1. General Information

Elite status is awarded to animals that demonstrate outstanding success over a sustained period of time in showing at National Championship level or in one of the Sports horse Olympic disciplines. The elite status gives recognition to this high level of achievement, the quality of the animal and its durability.

The process of awarding elite status may take up to three months, or longer where referral to other bodies may be necessary, and owners are advised to bear this in mind when timing their applications. Every endeavour will be made to complete applications quickly, but as a general guide, please expect the process to take at least three months.

This is a highly prestigious, nationally and internationally recognised award and is granted to the most outstanding coloured animals only after careful consideration and in accordance with strict criteria.

2. Application and Awarding Process

- 2.1 The onus is on the owner of the animal to apply in writing to CHAPS Admin for consideration of the animal for elite status, including:
 - A letter of application
 - A copy of the horse's grading certificate (see rule 3.2 below)
 - Clear statement of which elite category is applied for
 - Relevant evidence as specified in the rules for that elite category.
- 2.2 The application and supporting documentation will be examined for adherence to the rules and for completeness of the information and will then be forwarded to the Grading Committee for consideration. At least 28 days should be allowed for this stage of the process. The application will be acknowledged and the owner will be informed when it is passed to the Grading Committee.
- 2.3 All supporting evidence will be verified by the Grading Committee, and if appropriate this may include referral to third parties, e.g. British Dressage, BSJA, British Eventing, or other bodies as appropriate. During this stage the owner may be required to provide additional evidence or clarification of evidence this will be dealt with in the most appropriate way at the time, either by mail or telephone or in person. At least 42 days should be allowed for this stage of the process.
- 2.4 The Grading Committee will decide whether Elite status is to be awarded and the owner will be notified of this decision by CHAPS.
- 2.5 Upon notification of Elite status having been granted, the owner must forward the animal's passport, with the original grading certificate properly inserted, to CHAPS Admin for the Elite status to be recorded. It is advisable to do this by recorded delivery. Please include a pre-paid recorded delivery SAE for return of the passport.
- 2.6 **Only when the Elite status is recorded in the animal's passport by CHAPS can Elite status be deemed official. Until this point the animal should not be advertised as having gained Elite status.**
- 2.7 A public award may be made to the animal at the next suitable opportunity, for example at the CHAPS National Championship Show, or other agreed situation. Owners are asked to bear in mind the timing of such events when submitting their applications. For example, a

horse granted Elite status in the Autumn months would potentially have to wait for the next late summer Championship show for the award to be presented in public. This would not, of course, prevent advertising or other recognition, such as in the Society Journal.

3. General Rules for All Elite Status

- 3.1 Elite status can only be applied for in respect of graded mares and graded stallions.
- 3.2 Owners may apply for elite status in any category for which the horse or pony satisfies the elite criteria, regardless of the category in which the animal was first graded.
- 3.3 No application for Elite status may be submitted for an animal until it reaches 8 years of age. Age to be taken from the 1st of January of the year in which the animal reaches 8.
- 3.4 Mares may accrue Elite points from relevant results both prior to, and post, grading date.

4 (a) Rules for Showing Elite

- 4.1 Showing Elite is dependent on points gained over at least a 3 year period (from the date it first graded), and at least 50% of the points must have been gained from either the CHAPS Championship Show and CHAPS Regional Shows (maximum 2 regional shows per year to be included; and a minimum of 2 Championship Shows to be included in points).
- 4.2 Animals must gain:
 - MARES – A minimum of 2,500 points over at least 3 years;
 - STALLIONS – A minimum of 5,000 points over a least 3 years.
- 4.3 Points can be gained from – any 2 classes per day and associated Championships at the CHAPS Championship Show and/or CHAPS Regional Show; and up to 3 CHAPS HOYS classes per season (plus and relevant related CHAP SHOYS Finals results) and can also be gained from Cuddy classes.
- 4.4 Points are awarded as follows:

CHAPS Champ Show	1st/Champ	2nd/Res	CHAPS Regional Show	1st/Champ	2nd/Res
Class placing	250	125	Championship	150	75
Qualifier Final	400	200	Class Win	100	50
Championship	375	185	CHAPS HOYS		
Supreme Championship	500	250		1st	2nd
Sire of Foal Futurity winner	300	–	HOYS Qualifier class	300	150
Dam of Foal Futurity winner	700	–	HOYS Final	1,000	500
Futurity section Winner Dam	300	–			
Futurity section Winner Sire	200	–			

4 (b) Rules for Progeny Elite – *NEW SECTION*

- 4.5 This NEW Elite status enables mares and stallions, who may not have themselves competed, to gain Elite status through their progeny. The system is designed to work across all three disciplines (eventing, showjumping, dressage) plus showing and can be mixed and matched to gain the required points for Elite status.
- 4.6 Animals must gain:
 - MARES – A minimum of 20 Progeny Elite points
(Mares can gain points as per stallion level or mare level);
 - STALLIONS – A minimum of 40 Progeny elite points.
- 4.7 Points are awarded as follows:

Discipline	Stallion or Mare		Stallion or Mare		Mare ONLY	
	Level	Points	Level	Points	Level	Points
BSJA	Grade A	20 points	Grade B	10 points	£500	5 points
BD Dressage	500 BD pts	20 points	249 BD pts	10 points	125 BD pts	5 points
BE Eventing	61 BE pts	20 points	21 BE pts	10 points	1-20 BE pts	5 points
Showing	10,000 pts	20 points	5,000 pts	10 points	2,500 pts	5 points

5. Rules for Performance Elite Dressage

- 5.1 As well as satisfying the general rules for all Elite status, the animal must have achieved one of the following:
- at least 3 separate scores of 60% and above at Advanced Medium or above
 - OR a total of 249 British Dressage points.
- 5.2 A copy of the horse's official British Dressage scores or points record must be submitted as supporting evidence.

6. Rules for Performance Elite Showjumping

- 6.1 As well as satisfying the general rules for all elite status, the animal must have gained at least Grade B show-jumping status with the British Show Jumping Association or JA for ponies not exceeding 148cms.
- 6.2 Horses are normally upgraded by the BSJA automatically upon accumulating Notional prize money of £1,000. CHAPS will only award elite status where grade B is awarded by the BSJA on this basis. In situations where an owner has applied to the BSJA for a elective upgrade on the basis of actual prize money, and/or in the case of mares where BSJA upgrades may be paid for, CHAPS will not normally award elite status. If in doubt about an animal's eligibility in these circumstances please refer to the Grading Committee informally before submitting a formal application.
- 6.3 Supporting evidence should include confirmation of the animal's upgrade from the BSJA and a copy of the animal's officially recognised prize money record.

7. Rules for Performance Elite Eventing

- 7.1 As well as satisfying the general rules for all elite status, the animal must be officially graded by British Eventing at Intermediate Level.
- 7.2 Supporting evidence should include written verification of the horse's status with British Eventing, e.g. an official print-out of the horse's record, letter from BE or other official documentation.

Stage Four – CHAPS GRADING RIDDEN ASSESSMENTS

Ridden assessments apply to stallions only. These are mandatory for those exhibitors who wish to compete under saddle at CHAPS events and in CHAPS affiliated ridden classes or grade as sports horse stallions to compete in one of the three Olympic disciplines..

In order to complete a ridden assessment a stallion must first have participated in the full grading process (either on the day of the ridden assessment or at a previous grading).

A ridden assessment is not compulsory, however, a stallion coming forward in one of the above mentioned categories who does not complete a ridden assessment will be graded as an In-hand Stallion (and can only be advertised as such) until a Ridden Assessment is completed. Stallions who are not ready to be ridden may come forward to be graded as an In-hand stallion and then complete a ridden assessment at a future grading. The marks for the ridden assessment will be awarded as 10 for ride in a group, and 10 for individual show; these marks will replace the 'Masculinity' and the 'Overall Impression and Suitability' marks on the mark sheets for ridden stallions in the Showing, Show Jumping, Dressage, Eventing and Dual Purpose categories. Any stallion who gains a mark of 5 or below in either of the ridden sections will fail the ridden assessment but may still pass the grading and then re-present for ride assessment at a future grading.

On the day of the grading exhibitors of stallions eligible for ridden assessment will be notified by the Chief Steward that they may come forward for assessment. Ridden assessment may be performed at a future grading event if the exhibitor so wishes, but the animal will not be able to compete under saddle until such assessment has been satisfactorily completed.

Ridden assessments will normally be performed in a small group either at the end of the day, or mid-way through the day depending on the number of exhibits to be assessed. Exhibitors should therefore be prepared to stay for the full day if required. Adequate notice will be given to allow for preparation and warming up, but the onus is on the exhibitor to check the notice board or with the Chief Steward to find out whether his/her animal is required and at what time.

RIDDEN		Horse:	
Grader	Date	Type	
Correctness to Type	10		
Action in Walk (true to type)	10		
Action in Trot (true to type)	10		
Action in Canter (true to type)	10		
Natural Self Carriage	10		
Manners & Temperament	10		
Star Quality	10		
Suitability as a Breeding Stallion	10		
Individual Ridden Assessment	10		
Group Ridden Assessment	10		
Note: Use full range of marks inc ¼, ½ and ¾ marks			
Grader's Sig:		TOTAL	
Steward's Sig:			

